



# Bentley Wood

High School for Girls

## German Bridging Work

Year 10 into 11 for 2024/25



Name: \_\_\_\_\_

Tutor Group: \_\_\_\_\_

Teacher: \_\_\_\_\_

## Y10 Holiday homework for German July 2024

**1) Ensure your folders are in order: (If you decide to use a new one for Y11 you must transfer 1 - 4 to your new folder and keep your other topics safe.)**

Dividers as follows:

- 1 Tracking/Exam reflection/AQA themes
- 2 Oral preparation
- 3 Marked work and Exam Practice (L, R, W)
- 4 Vocabulary
- 5 Grammar
- 6 TOPIC 1 DIE ZUKUNFT UND DIE ARBEIT Thema 3
- 7 TOPIC 2 ICH, MEINE FAMILIE UND FREUNDE Thema 1
- 8 TOPIC 3 TECHNOLOGIE UND FREIZEIT Thema 1

**2) Attached are some role plays and photo cards. (H/F)**

On lined paper you must clearly copy each role play/photo card bullet point or question with the English meaning and then for each point/question write up your answer to the best of your ability. If I suspect an internet translation or rushed/copied work your parents will be informed and you will receive an hour's detention. For the role play 1 to 2 sentences is enough. For the photo card questions 1 - 3, you must write 3 - 5 sentences and for questions 4 - 5, 1 - 2 sentences are okay. (For G7 - 9 aim for 3 - 4 sentences)

Example: F RP 1 • Hotel – Reservation (**ein** Detail). Hotel - reservation 1 detail Ich möchte ein Doppelzimmer mit Dusche für heute Abend, bitte. = I'd like a double room with shower for tonight please.

Example H PC 1 Q3 • Was hast du in letzter Zeit mit deiner Familie gefeiert? - What have you recently celebrated with your family? Letzten Monat habe ich mit meiner Familie den Geburtstag von meiner Schwester gefeiert. Wir haben viel Spaß gehabt, weil wir eine Überraschungsparty für sie organisiert haben. Natürlich gab es einen großen Geburtstagskuchen mit zwölf Kerzen, und wir haben alle gesungen und sie viele Geschenke gegeben. = Last month I celebrated my sister's birthday with my family. We had loads of fun because we organised a surprise party for her. Of course, there was a big birthday cake with 12 candles, and we all sang and gave her lots of gifts.

**3) Go on to Active Learn to do the tasks set. Some of you have been granted an extension on previous incomplete tasks. All need to be complete as they reinforce and consolidate what we have been doing this year. Ensure you are able to access the website with your username and password. Check with me if you are unsure. There can be no excuses!!**

**ROLE-PLAY 1 (FOUNDATION TIER)**

**CANDIDATE'S ROLE**

**Instructions to candidates**

Sie sind in einem Verkehrsamt in Deutschland.

- Hotel – Reservation (**ein** Detail).
- !
- Museen – Meinung.
- In Deutschland bleiben – wie lange.
- ? Zugfahrkarten.

**ROLE-PLAY 1 (FOUNDATION TIER)**

**TEACHER'S ROLE**

**Introductory text:** Sie sind in einem Verkehrsamt in Deutschland. Ich bin der Angestellte / die Angestellte.

1. Ask the candidate if you can help.

*Kann ich Ihnen helfen?*

2. Allow the candidate to say that he / she wants to reserve a room.

! Ask the candidate how many nights it is for.

*Kein Problem. Wie viele Nächte möchten Sie bleiben?*

3. Allow the candidate to say how many nights it is for.

Ask the candidate what he/she thinks of the museums here.

*Wie finden Sie die Museen in der Stadt?*

4. Allow the candidate to give an opinion about the museums.

Ask the candidate how long he/she is in Germany for.

*Ja, wie lange bleiben Sie hier in Deutschland?*

5. Allow the candidate to say how long he/she is in Germany for.

*Sehr gut.*

? Allow the candidate to ask you about buying train tickets.

*(Give an appropriate answer).*

## ROLE-PLAY 2 (FOUNDATION TIER)

## CANDIDATE'S ROLE

### Instructions to candidates

Sie sind in einem Café in Stuttgart.

- Etwas zum Essen – **zwei Details**.
- !
- Die Speisekarte - Meinung.
- Aktivität in der Stadt.
- ? Toiletten.

## ROLE-PLAY 2 (FOUNDATION TIER)

## TEACHER'S ROLE

**Introductory text:** Sie sind in einem Café in Stuttgart. Ich bin der Kellner/die Kellnerin.

1. Ask the candidate what he / she would like to eat. (Elicit **two** details.)

*Guten tag. Haben Sie gewählt?*

2. Allow the candidate order food – two details.

! Ask the candidate what he / she would like to drink?

*Und zu trinken?*

3. Allow the candidate to order or decline a drink.

Ask the candidate his / her opinion on the menu. (Elicit **one** detail.)

*Wie finden Sie die Speisekarte?*

4. Allow the candidate to give an opinion on the menu.

Ask the candidate what he/she is doing in town.

*Vielen Dank. Und was machen Sie heute in der Stadt?*

5. Allow the candidate to say what he/she is doing in town.

? Allow the candidate to ask you a question about the toilet.

*(Give an appropriate answer).*

## ROLE-PLAY 3 (FOUNDATION TIER)

## CANDIDATE'S ROLE

### Instructions to candidates

Du sprichst mit deinem Freund/deiner Freundin über Sport.

- Sportliche Aktivität.
- !
- Pläne für heute– **zwei** Details.
- Sport mit Familie – **ein** Detail.
- ? Fastfood - Meinung.

## ROLE-PLAY 3 (FOUNDATION TIER)

## TEACHER'S ROLE

**Introductory text:** Du sprichst mit deinem Freund/deiner Freundin über Sport.

Ich bin dein Freund/deine Freundin

1. Ask the candidate what sports he / she does.

*Was für Sport treibst du?*

2. Allow the candidate to say what sports he /she does.

! Ask the candidate how often he/she goes to the sports centre.

*Wie oft gehst du ins Sportzentrum?*

3. Allow the candidate to say how often he/she goes to the sports centre.

Ask the candidate what his / her plans are for today.

*Sehr gut. Was sind deine Pläne für heute?*

4. Allow the candidate to give two details about his / her plans for today.

Ask the candidate what sports he/she does with the family.

*Interessant. Was für Sport treibst du mit deiner Familie?*

5. Allow the candidate to say what sports he/she does with the family.

? Allow the candidate to ask you something about fast food.

*(Give an appropriate answer).*



- Was gibt es auf dem Foto?
- Wann hast du Geburtstag?
- Wie hast du deinen letzten Geburtstag gefeiert?
- Kaufst du viele Geschenke für deine Familie?
- Magst du Feste? Warum(nicht)?



- Was gibt es auf dem Foto?
- Wohin fährst du gern in den Urlaub?
- Wohin bist du letztes Jahr gefahren?
- Magst du Winterferien?
- Was ist besser – ein Hotel oder ein Campingplatz?

## ROLE-PLAY 1 (HIGHER TIER)

## CANDIDATE'S ROLE

## Instructions to candidates

Sie sind in einem Verkehrsamt in Deutschland. Ich bin der Angestellte /die Angestellte.

- Ausflug in der Gegend.
- !
- Ihr letztes Mal in der Gegend – **zwei Details**.
- Meinung über die Stadt.
- ? Hotel reservieren.

## ROLE-PLAY 1 (HIGHER TIER)

## TEACHER'S ROLE

**Introductory text:** Sie sind in einem Verkehrsamt in Deutschland. Ich bin der Angestellte / die Angestellte.

1. Ask the candidate if you can help.

*Kann ich Ihnen helfen?*

2. Allow the candidate to say that he / she wants to go on an excursion.

! Ask the candidate how many people it is for.

*Alles klar. Für wie viele Personen?*

3. Allow the candidate to say how many people it is for.

Ask the candidate whether he / she has visited the region before.

*Waren Sie schon hier in der Gegend?*

4. Allow the candidate to give **two** details about his / her last visit to the area.

Ask the candidate what he / she thinks about the town.

*Wie finden Sie unsere Stadt?*

5. Allow the candidate to give an opinion on the town.

*Sehr gut.*

? Allow the candidate to ask you about booking a hotel.

*(Give an appropriate answer).*

## ROLE-PLAY 4

## CANDIDATE'S ROLE

### Instructions to candidates

Sie sind in einem Hotel in der Schweiz.

- Reservierung gestern und Ihr Name.
- !
- Pläne für heute – **zwei Details**.
- Besuch – warum.
- ? Frühstück.

## ROLE-PLAY 4 (HIGHER TIER)

## TEACHER'S ROLE

**Introductory text:** Sie sind in einem Hotel in der Schweiz. Ich bin die Person an der Rezeption.

1. Ask the candidate if you can help.

*Wie kann ich Ihnen helfen?*

2. Allow the candidate to give details of the booking and his / her name.

! Ask the candidate how many people the booking is for.

*Für wie viele Personen?*

3. Allow the candidate to say how many people the booking is for.

Ask the candidate what his / her plans are for today.

*Perfekt. Was haben Sie für heute geplant?*

4. Allow the candidate to give two details about his / her plans for today.

Ask the candidate why he / she is visiting your town.

*Interessant. Warum sind Sie hier?*

5. Allow the candidate to say why he/she is visiting your town.

? Allow the candidate to ask you something about breakfast.

*(Give an appropriate answer).*



## ROLE-PLAY 6 (HIGHER TIER)

## CANDIDATE'S ROLE

### Instructions to candidates

Sie sind in einem Bahnhof in Deutschland.

- Fahrkarte nach Stuttgart.
- !
- Deutsch lernen – wo – **zwei Details**.
- Stuttgart – warum.
- ? Aktivitäten in Stuttgart.

## ROLE-PLAY 6 (HIGHER TIER)

## TEACHER'S ROLE

**Introductory text:** Sie sind in einem Bahnhof in Deutschland. Ich bin der Angestellte / die Angestellte.

1. Ask the candidate if you can help.

*Wie kann ich Ihnen helfen?*

2. Allow the candidate say that he / she would like to buy a ticket to Stuttgart.

! Ask the candidate how many people are travelling.

*Für wie viele Personen?*

3. Allow the candidate to say how many people the booking is for.

Ask the candidate where he / she learnt to speak German.

*Kein Problem. Wo haben Sie Deutsch gelernt?*

4. Allow the candidate to say where where he / she learnt to speak German.

Ask the candidate why he / she is going to Stuttgart.

*Toll. Warum fahren Sie nach Stuttgart?*

5. Allow the candidate to say why he / she is visiting Stuttgart.

? Allow the candidate to ask you something about what there is to do in Stuttgart.


*(Give an appropriate answer).*



- Was gibt es auf dem Foto?
- Welches ist dein Lieblingsfest des Jahres?
- Was hast du in letzter Zeit mit deiner Familie gefeiert?
- Was machst du, um Weihnachten zu feiern?
- Kaufst du viele Geschenke für deine Familie?



- Was gibt es auf dem Foto?
- Wohin fährst du gern in Urlaub?
- Wie wirst du deinen nächsten Urlaub verbringen?
- Was findest du besser, Urlaub mit Freunden oder mit Familie? Warum?
- Was machst du in den Winterferien?



# PiXL Independence:

## MFL - Student Booklet

### KS4

## German

### Contents:

- I. Beginner Level – 20 credits per question
- II. Advanced Beginner Level – 30 credits per question
- III. Intermediate Level – 40 credits per question
- IV. Proficient Level – 60 credits per question
- V. Advanced Level – 70 credits each
- VI. Expert Level – 80 credits each

I. **Beginner Level. Anfängerstufe**

20 credits per question.



1. Write the 4 forms of the definite article in the table below.

masc. singular	fem. singular	neuter singular	plural
the	the	the	the

2. Give 5 examples of singular masculine nouns using the correct definite article.

Definite article	Noun	English meaning

3. Give 5 examples of singular feminine nouns using the correct definite article.

Definite article	Noun	English meaning

4. Give 5 examples of singular neuter nouns using the correct definite article.

Definite article	Noun	English meaning

5. Give 5 examples of plural nouns using the correct definite article.

Definite article	Noun	English meaning

<https://www.rocketlanguages.com/german/lessons/german-articles>

[https://en.wikipedia.org/wiki/German\\_articles](https://en.wikipedia.org/wiki/German_articles)

6. Write the 3 forms of the indefinite article in the table below.

masc. singular	fem. singular	neuter singular	masc.& fem. plural
			-
a/an	a/an	a/an	some

7. Write 5 different words/phrases that can be used as the partitive article in the table below.

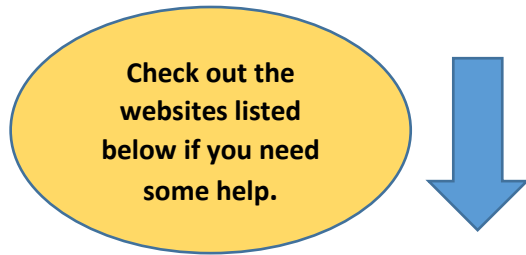

8. Translate the following sentences:

- a) I would like some coffee
- b) I have some shirts
- c) Some people are friendly
- d) Do you have some bread?

9. Read the following statements about adjectives. Which are **true** and which are **false**?  
Write T or F at the end of each sentence.

- a) The endings of German adjectives change depending on the gender of the noun they are describing and depending on whether the noun is singular or plural.
- b) The endings of German nouns change depending on if they are used with the definite or indefinite article
- c) To make a singular adjective feminine following a definite article you **usually** add an **e**.
- d) To make a singular adjective masculine an indefinite article you **usually** add an **er**.
- e) To make a singular adjective neuter following a definite article you **usually** add an **es**.
- f) Some adjectives **never** change.
- g) Plural adjectival endings always end in **en**.
- h) German adjectives behave in the same way as English adjectives.
- i) Most adjectives come before the noun they describe.
- j) You also change the adjectival ending if it comes after the noun it is describing.
- k) Adjectives of nationality do not need a capital letter but change according to gender.

10. Translate the following sentences.



[https://en.wikipedia.org/wiki/German\\_adjectives](https://en.wikipedia.org/wiki/German_adjectives)

<http://www.bbc.co.uk/schools/gcsebitesize/german/grammar/adjectivesendingsrev2.shtml>

[http://mylanguages.org/german\\_adjectives.php](http://mylanguages.org/german_adjectives.php)

- a) The black pen. \_\_\_\_\_
- b) The long ruler. \_\_\_\_\_
- c) The pretty girl. \_\_\_\_\_
- d) The red cars. \_\_\_\_\_
- e) The yellow pencils. \_\_\_\_\_
- f) He is hardworking. \_\_\_\_\_
- g) She is hardworking. \_\_\_\_\_
- h) The lazy man. \_\_\_\_\_
- i) The lazy girl. \_\_\_\_\_
- j) The funny woman. \_\_\_\_\_
- k) The funny man. \_\_\_\_\_
- l) The talkative lady. \_\_\_\_\_
- m) A new dress. \_\_\_\_\_
- n) Some new shoes. \_\_\_\_\_
- o) A new bike. \_\_\_\_\_
- p) I have a white eraser. \_\_\_\_\_
- q) A cold drink. \_\_\_\_\_
- r) He is sporty. \_\_\_\_\_

- s) She is sporty. \_\_\_\_\_
- t) She is nice. \_\_\_\_\_
- u) He is nice. \_\_\_\_\_
- v) She is understanding. \_\_\_\_\_
- w) A beautiful town. \_\_\_\_\_
- x) An intelligent teacher. \_\_\_\_\_
- y) A large, pretty town. \_\_\_\_\_
- z) A small, shy boy. \_\_\_\_\_

Make a list here of some intensifiers which go in front of adjectives.

11. Translate these sentences with intensifiers and adjectives:

My dog is very thin: \_\_\_\_\_

My very thin dog is loud: \_\_\_\_\_

I have an extremely annoying brother: \_\_\_\_\_

My extremely annoying brother is here: \_\_\_\_\_

The child is quite small: \_\_\_\_\_

My quite small child is awake: \_\_\_\_\_



12. Go to these websites and do some revision on comparative and superlative adjectives and adverbs. Once you feel confident translate the following sentences. (Remember adjectival agreement.)

<https://www.germanveryeasy.com/comparative-and-superlative>

<https://www.thoughtco.com/german-lesson-comparison-of-adjectives-4069755>

### 13. Comparatives

a) Sarah ist viel grösser als Ralf.

---

b) Paul is smaller than Philip.

---

c) Autos sind viel schneller als Fahrräder.

---

d) My apartment is more expensive than your house.

---

e) Meine Tasche ist billiger als deine Tasche.

---

f) My pencil case is cheaper than your pen.

---

g) Das Restaurant ist teurer als das Café.

---

h) London is as expensive as Paris.

---

i) Dieser Stift ist besser der Andere.

---

j) This programme is better than the other one.

---

k) Der Deutschlehrer ist langweiliger als die Englischlehrerin.

---

l) The geography teacher is worse than the history teacher.

---

#### 14. Superlatives

a) Das Zimmer ist das kleinste.

---

b) He is the most handsome.

---

c) Er ist der interessanteste Lehrer.

---

d) She is the least intelligent teacher.

---

e) Dieser Film ist der schlimmste.

---

f) This book is the worst.

---

g) Mein Hund ist der beste.

---

h) She is the best.

---

#### 15. Possessive adjectives

Go to the following websites and revise possessive adjectives. Then do question 16.

<http://www.bbc.co.uk/schools/gcsebitesize/german/grammar/possessivepronounsrev1.shtml>

16. Fill in the table below with the correct possessive adjective and then translate the following sentences (just for the **nominative** case).

	my	your	his/her/its	our	your	their
masculine singular						
feminine singular						
neuter singular						
masculine and feminine plural						

a) My father is strict.

---

b) My mother is kind.

---

c) Your brother is handsome. (informal)

---

d) Your sister is intelligent.

---

e) His pen is black.

---

f) Her pen is red.

---

g) His table is big.

---

h) Her table is small.

---

i) Her sweets are expensive.

---

j) His pencils are blue.

---

k) My friends are funny.

---

l) Your clothes are black. (informal)

---

m) His parents are talkative.

---

n) Her hair is blond.

---

o) Our dog is brown.

---

p) Our house is old.

---

q) Our cats are white.

---

r) Your house is beautiful. (formal)

---

s) Your friends are sporty. (formal)

---

t) Their car is dirty.

---

u) Their garden is green.

---

v) Their shoes are clean.

---

17. Interrogative adjectives – have a look at this website to learn about interrogative adjectives.

<http://joycep.myweb.port.ac.uk/abinitio/chap6-9.html>

18. Write the correct interrogative adjective in the grid below. Then fill in the gaps below (**nominative** case only).

masculine singular	feminine singular	neuter singular	plural

- a) \_\_\_\_\_ Katze ist im Schlafzimmer?  
b) \_\_\_\_\_ Film läuft im Kino?  
c) \_\_\_\_\_ Haus ist das grösste?  
d) \_\_\_\_\_ Farben magst du?  
e) \_\_\_\_\_ Zeitschriften liest du gern?

19. Translate the subject pronouns below.

Singular subject pronouns	Plural subject pronouns
ich	wir
du	ihr
<u>S</u> ie	sie
er	<u>S</u> ie
sie	
es	
man	

20. a) In which two contexts do you use Sie?

---

---

b) When would you use *ihr*?

---

---

c) How do you say **it**, in German?

---

---

d) What are the meanings of *man*?

---

---

# Herzlichen Glückwunsch!

## II. Advanced Beginner Level - Anfängerfortschrittsstufe

30 credits per question

### Personal pronouns

Quickly remind yourself what these are:

--

Do some revision  
on direct object  
pronouns. Follow  
the link below.

### Direct object pronouns

<http://www.germanlanguageguide.com/german/grammar/pronouns.asp>

1. Complete the box below with the correct direct object pronouns.

singular	plural

2. Replace the noun with the correct direct object pronoun:

a) Ich lese **das Buch** - \_\_\_\_\_

b) Ich liebe **meine Mutter** - \_\_\_\_\_



- c) Ich kenne **den Mann** - \_\_\_\_\_
- d) Ich esse **Pommes** - \_\_\_\_\_
- e) Ich mache **meine Hausaufgaben** - \_\_\_\_\_

3. Now put these sentences into German and replace the noun with the correct direct object pronoun:

- a) I buy the magazine: \_\_\_\_\_
- b) I drink the water: \_\_\_\_\_
- c) I like the dog: \_\_\_\_\_
- d) I watch the films: \_\_\_\_\_
- e) I know the teacher: \_\_\_\_\_

**Do some revision on indirect object pronouns. Follow the link below.**

**Indirect object pronouns**

<http://www.germanlanguageguide.com/german/grammar/pronouns.asp>

4. Complete the table with the indirect pronouns and their plurals.

singular	plural

5. Translate the following sentences.

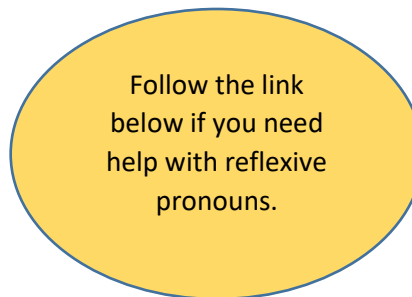
- a) I give him a present: \_\_\_\_\_
- b) I speak to him: \_\_\_\_\_

c) I telephone them: \_\_\_\_\_

d) I write to her: \_\_\_\_\_

6. Translate the following reflexive pronouns:

mich	
dich	
sich	
uns	
euch	
sich	



[https://en.wikipedia.org/wiki/German\\_pronouns#Reflexive\\_pronouns](https://en.wikipedia.org/wiki/German_pronouns#Reflexive_pronouns)

7. Translate the following sentences.

a) He loves himself: \_\_\_\_\_

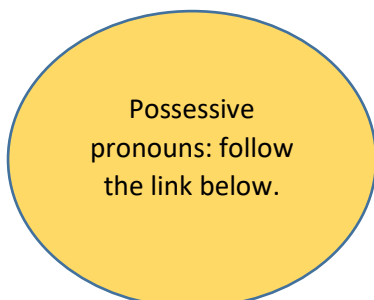
b) She washes herself: \_\_\_\_\_

c) We organise ourselves: \_\_\_\_\_

d) You help yourself: \_\_\_\_\_

### Possessive pronouns

Do some revision on possessive pronouns. Look at the website below.



<http://germanlanguageguide.com/german/grammar/possessive-pronoun.asp>

8. Learn the meanings and spellings of these possessive pronouns.

<i>English</i>	<b>masc singular</b>	<b>fem singular</b>	<b>neuter singular</b>	<b>plural</b>
<i>my</i>	mein	meine	mein	meine
<i>your</i>	dein	deine	dein	dein
<i>his</i>	sein	seine	sein	seine
<i>her</i>	ihr	ihre	ihr	ihre
<i>our</i>	unser	unsere	unser	unsere
<i>your (plural)</i>	ihr	ihre	ihr	ihre
<i>their</i>	ihr	ihre	ihr	ihre

9. Cover the table above and re-write them correctly in the table below.

<i>English</i>	<b>masc singular</b>	<b>fem singular</b>	<b>neuter singular</b>	<b>plural</b>
<i>my</i>				
<i>your</i>				
<i>his</i>				
<i>her</i>				
<i>our</i>				
<i>your (plural)</i>				

*their*

10. Translate these sentences:

- a) My house is really modern: \_\_\_\_\_
- b) His homework is too difficult: \_\_\_\_\_
- c) Your (plural) flowers are so beautiful: \_\_\_\_\_
- d) Their trees are too tall: \_\_\_\_\_

### Demonstrative pronouns

Demonstrative pronouns: follow the link below.

Do some revision on demonstrative pronouns. Look at the website below.

<http://germanlanguageguide.com/german/grammar/demonstrative-pronoun.asp>

11. Complete the table with the demonstrative pronouns.

masculine singular	feminine singular	neuter singular	plural

12. Translate these sentences:

- a) I love this book: \_\_\_\_\_
- b) This woman is funny: \_\_\_\_\_
- c) These fields are green: \_\_\_\_\_
- d) This horse is wild: \_\_\_\_\_
- e) These clothes are too tight: \_\_\_\_\_

13. Reflect on your learning and answer these questions:

a) How would you explain to a German beginner what pronouns are?

b) When do you use reflexive pronouns?

c) What is the difference between direct object pronouns and indirect ones?

14. Follow these links on German pronouns.

<https://german.net/exercises/pronouns/>

<http://www.bbc.co.uk/schools/gcsebitesize/german/grammar/casesintroductionrev1.shtml>

<http://www.deutsched.com/Grammar/Lessons/0201cases.php>

<http://www.jabbalab.com/blog/795/how-the-german-cases-work-nominative-accusative-dative-and-genitive>

### The German cases

15. Name the four German cases:

a) \_\_\_\_\_

b) \_\_\_\_\_

c) \_\_\_\_\_

d) \_\_\_\_\_

**Do some research on the German cases. Follow the links above.**

16. Explain when each of these cases are used.

Case 1:	
Case 2:	
Case 3:	
Case 4:	

17. Write a sentence about **der Hund** in each case to demonstrate your understanding.

Case	German	English

18. Complete these tables for German articles in each of the cases.

Definite article

	Masculine	Feminine	Neuter	Plural
Nominative Case				
Accusative Case				
Dative Case				
Genitive Case				

Make a note of any exceptions to the above rules.

Indefinite article

	Masculine	Feminine	Neuter	Plural
Nominative Case				
Accusative Case				
Dative Case				
Genitive Case				

Make a note of any exceptions to the above rules.

Repeat this process by completing this table of possessive adjectives for each case.

	Masculine	Feminine	Neuter	Plural
Nominative Case				
Accusative Case				
Dative Case				
Genitive Case				

Finally, complete this table of adjectival endings for the adjective **klein** in each case.

	Masculine	Feminine	Neuter	Plural
Nominative Case				
Accusative Case				
Dative Case				
Genitive Case				

19. Fill in these gaps with the correct adjectival endings.

a) Hattest du eine  Reise mit deinem  Freund? [*schön / neu*]

b) Ich wünsche euch einen  Tag und eine  Nacht. [*schön / gut*]

c) Meine Tochter ist ein  Mädchen und hat einen  Freund. [*nett / nett*]

d) Berlin ist eine  Stadt und eine  Stadt. [*schön / groß*]

e) Das  Mädchen spielt mit seiner  Freundin. [*jung / neu*]

f) Wie heißt das  Lied? Das ist das  Lied von Elton John. [*schön / neu*]



- g) Fährst du mit dem  Auto deines  Bruders? [*schnell / groß*]
- h) Die eine Wurst gebe ich dem  Hund, die andere bekommt der  Hund. [*klein / groß*]
- i) Deutschland ist ein  Land mit  Einwohnern. [*groß / viel*]
- j) Eine Reise ist ein  Geschenk für  Menschen. [*schön / lieb*]
- k) Es liegt Schnee auf dem  Berg und regnet auf dem  Hügel. [*hoch / klein*]

*Check your answers here.*

<https://german.net/exercises/adjectives/endings/>

20. Underline and correct the mistake in each sentence.

- a) Mein Mutter kaufte mir eine neue Hose.
- b) Meine Freundin schreibt mich einen langen Brief.
- c) Meine Eltern fahren ohne mir in den Urlaub.
- d) Die Freundin mein Bruders spielt täglich Tennis.
- e) Der Maler malt du ein schönes Bild.
- f) Du möchtest mit deinen Freunden in der Garten gehen?
- g) Mein Vater machte ihn heute sein Essen selbst.
- h) Helmut liebt Helga und schenkt ihr täglich rot Rosen.
- i) Mein Bruder spielt mit mein Hund im Garten.
- j) Ich gehe mit meinen Freundin in die Schule.
- k) Mein Freund besucht sein Vater, der in England wohnt.
- l) Fleisch schmeckt sehr gut mit frischer Gemüse.

21. Now try this online quiz.

[http://esl.fis.edu/learners/fis/german/kasus/german\\_r.htm](http://esl.fis.edu/learners/fis/german/kasus/german_r.htm)

# Herzlichen Glückwunsch!

## III. Intermediate Level - Fortschrittsstufe

*40 credits per question*

### Relative pronouns

1. Revise relative pronouns on BBC bitesize.

<http://germanforenglishspeakers.com/pronouns/relative-pronouns/>

2. In your own words, explain when to use relative pronouns in German.

3. Write full sentences in German that include these relative pronouns:

**den**

**der**

**die**

**wo**

## The Infinitive

4. Do some research on the German infinitive. Follow the link below.

<http://www.digitaldialects.com/German/Verbsinfinitive.htm>

5. In your own words, describe what the infinitive form is.

---

---

---

---

6. Draw up a list of German infinitive verbs which can have 'zu' in front of them to make impersonal phrases (e.g. '**verbessern**': Ich hoffe mein Deutsch zu **verbessern** = I hope to **improve** my German).

7. Circle the infinitive verbs in these sentences:

- a) Ich fahre ins Ausland, um meine Freunde zu besuchen.
- b) Englisch lernen macht Spass.
- c) Ich gehe ins Kino, anstatt meine Hausaufgaben zu machen.
- d) Um schlank zu werden, esse ich gesünder.
- e) Es ist interessant, Bücher zu lesen.

8. Find the infinitive in each of these sentences and write it in its full form in the box.

- a) Er isst einen Apfel. Infinitive:
- b) Er fährt mit dem Fahrrad. Infinitive:
- c) Meine Mutter trägt keine Brille. Infinitive:
- d) Siehst du das rote Auto? Infinitive:
- e) Meine Freundin gibt mir einen Kuss. Infinitive:
- f) Wir sind gute Freunde. Infinitive:
- g) Hat jemand eine Frage? Infinitive:
- h) Er lässt seinen Hund alleine. Infinitive:
- i) Wie alt bist du? Infinitive:
- j) Mein Vater ist älter als meine Mutter. Infinitive:
- k) Sie nimmt ihr Geschenk. Infinitive:
- l) Wer liest das Gedicht vor? Infinitive:
- m) Ich weiss wer das ist. Infinitive:
- n) Ich mag Äpfel und Kirschen. Infinitive:

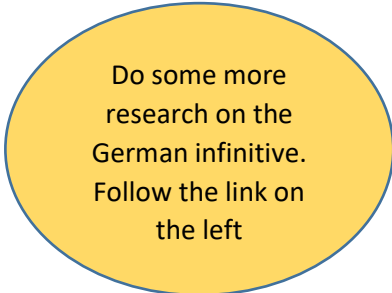
9. Which of the following statements are **true** and which are **false**? Write T or F next to each statement.

- a) All German infinitives end in **-en**.
- b) You can use the preposition **zu** in front of all infinitives.
- c) Sentences with **der Spaß** and **die Lust** will always have an infinitive.
- d) You never find the infinitive form in the dictionary.
- e) When two verbs follow each other in a sentence, the second verb is always in the infinitive.
- f) The infinitive is always at the very end of a sentence.
- g) Many infinitives can become nouns by capitalising the first letter.
- h) Verbs expressing future intentions or wish are followed by the infinitive.

Correct the false sentences.

Do some more research into the German infinitive here:

<https://www.thoughtco.com/the-german-infinitive-1444480>



10. Draw up a list of verbs which can pair up with an infinitive in a sentence.

11. Draw up a list of nouns which carry an infinitive to complete it as a sentence.

### Using the infinitive with 'müssen'

See the verb conjugation of **müssen** here.

<https://www.verbformen.com/conjugation/mu:ssen.htm>

Find out about **müssen** and the perfect initiative by following the links

12. Translate the following sentences into German:

- a) He must wash his car: \_\_\_\_\_
- b) We have to go home: \_\_\_\_\_
- c) They must carry the cases: \_\_\_\_\_
- d) I have to leave immediately: \_\_\_\_\_

### The Present Tense

<https://german.net/exercises/tenses/present/>

Do some revision and practice of present tense verbs by following the link on the left

13. Highlight the statements that are true.

- a) You use the present tense to describe what is taking place now.
- b) You use the present tense to describe what will happen in the distant future.
- c) You use the present tense to describe something that happened yesterday.
- d) You use the present tense to describe something that happens regularly.
- e) Present tense verb endings change depending on who is doing the verb/action.

14. Fill in the gaps below to form a correct description about how to formulate the present tense of regular **en** verbs.

Take the \_\_\_\_\_ form of an **en** verb. Remove the \_\_\_\_\_ from the infinitive to form the \_\_\_\_\_. Then \_\_\_\_\_ the following endings.

15. List the usual present tense verb endings, using **gehen** as your infinitive stem verb.

*ich* \_\_\_\_\_  
*du* \_\_\_\_\_  
*er* \_\_\_\_\_  
*sie* \_\_\_\_\_  
*man* \_\_\_\_\_  
*es* \_\_\_\_\_  
*wir* \_\_\_\_\_  
*ihr* \_\_\_\_\_  
*sie* \_\_\_\_\_  
*Sie* \_\_\_\_\_

16. Fill these boxes with the correct present tense verb form of the infinitives in brackets at the end of each sentence.

a) Ich  in meinem Zimmer und  für die Schule. [*sitzen / lernen*]

b)  du morgen in die Schule? Dann  ich dir dein Buch. [*kommen / bringen*]

c)  du schon zu Hause?  du zum Essen? [*sein / kommen*]



d) Es  ihm keinen Spass. Er  lieber mit seinen Freunden.  
[machen / spielen]

e) Meine Frau  nach Hause und  das Abendessen. [gehen / kochen]

f) Ich  Jan und  wohne in Berlin. [heissen / wohnen]

g)  du mir deinen Schlüssel? Ich  meinen nicht. [geben / finden]

h) Meine Eltern  in Urlaub,  aber am Sonntag zurück.  
[fahren / kommen]

i) Ich  Äpfel,  aber keine Tomaten. [lieben / essen]

j) Ich  ihr immer Briefe, aber sie  nie zurück. [schreiben / schreiben]

Find information on  
German irregular  
verbs in the link  
below.

<http://www.joycep.myweb.port.ac.uk/verbs/tenspres5.html>

17. List as many German verbs as you can that **don't** end in **-en** in the box below.

### Irregular '-en' verbs

Go and research about German irregular verbs that don't follow the standard conjugation pattern.

<https://www.rocketlanguages.com/german/lessons/german-irregular-verbs>

18. Translate these irregular verb forms.


- a) I am: \_\_\_\_\_
- b) You drive: \_\_\_\_\_
- c) You are: \_\_\_\_\_
- d) You (plural) have: \_\_\_\_\_
- e) You will / become: \_\_\_\_\_
- f) He/she/one/it has: \_\_\_\_\_
- g) You (plural) are: \_\_\_\_\_
- h) You (plural) have: \_\_\_\_\_

19. Complete these online present tense verb formation exercises.

<https://deutsch.lingolia.com/en/grammar/tenses/present-tense/exercises>

<https://www.sporcle.com/games/2016boneill/german-verbs-present-tense>

Then, in the box below, make as many bullet points as you can about any rules for verb and tense formation that you have learned.



#### IV. Proficient Level - Kompetenzstufe

60 credits per question

Do some research on German irregular verbs. Follow the link below.

#### Irregular verbs

<https://www.rocketlanguages.com/german/lessons/german-irregular-verbs>

1. What are irregular verbs?

---

---

---

---

---

---

---

---

---

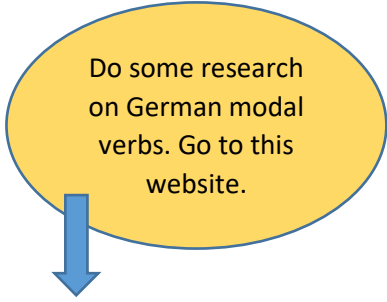
---

2. Learn the present tense forms of these very common irregular verbs. Write them below from memory (your **Level 3 Fortschrittsstufe** booklet will help too).

<i>haben</i>	<i>sein</i>	<i>werden</i>	<i>wissen</i>

3. Have a go at the irregular verb gap-filling exercise here:

<https://german.net/exercises/verbs/irregular/>



<http://www.bbc.co.uk/schools/gcsebitesize/german/grammar/verbsmodalrev1.shtml>

4. What are modal verbs?

---

---

---

---

---

---

---

---

---

---

5. Learn the present tense forms of these modal verbs. Write them below, from memory.

<i>müssen</i>	<i>dürfen</i>	<i>können</i>	<i>mögen</i>	<i>wollen</i>	<i>sollen</i>

6. Go to the website below and work through the various games and exercises on modal verbs.

<https://quizlet.com/185937812/german-modal-verbs-flash-cards/>

7. List other common irregular verbs in the box below with their meaning.

German	English

**Reflexive verbs**

Research reflexive verbs. Follow the link below.

<http://germanforenglishteachers.com/verbs/reflexive-verbs/>

8. List the reflexive pronouns (see your **Level 2 Anfängerstufe** for reference)

Singular	Plural
mich	uns
dich	euch
sich	sich

9. In which position in the sentence does the reflexive pronoun usually go? Give a couple of examples.

---



---

10. Make a list of the most common reflexive verbs here.

German	English

11. Write a description of your daily routine on a school day. Use as many reflexive verbs as you can.

---



---



---



---



---



---



---



---



---



---



---



---



---



---



---



---



---



---



---



---

Research  
perfect tense.  
Follow the link  
below.

<https://grammar.collinsdictionary.com/german-easy-learning/the-perfect-tense>

### The Perfect Tense

12. When do you use the perfect tense in German?

---

---

13. Which are the key rules for forming the perfect tense?

---

---

14. a) Write from memory the 2 **auxiliary verbs** needed to form the perfect tense.

haben

sein



b) Try this past participle formation exercise:

<https://german.net/exercises/tenses/past-participle/>

c) List some *irregular* past participles:

--

15. Write a list of the **past participles** which go with **sein** to form the perfect tense.

German past participle	English

16. How will you remember these verbs?

---

---

---

---

17. Correct the following perfect tense sentences. Deliberate mistakes have been made for you to correct.

- a) Letztes Wochenende bin ich Tennis im Park gespielt.
- b) Letztes Jahr haben wir nach Amerika in den Urlaub gefahren.
- c) Gestern hat sie ins Schwimmbad gegangen.
- d) Er ist sein Buch im Zimmer gelesen.
- e) Hast du ins Kino gegehen?
- f) Sie haben Pizza im Restaurant geessen.
- g) Ihr habt in der Schule gestudiert.

18. Translate the following sentences into German.

- a) Last year I went to Italy with my family. We travelled by plane and by train.
- b) Yesterday I went to the cinema with my friends. We watched a science fiction-film and we ate a lot of popcorn.
- c) He went to town last weekend and bought a tee-shirt and some trainers.
- d) She got up at eight o'clock and got washed; then she got dressed and ate her breakfast.
- e) You arrived at school late last Friday.
- f) We did volunteer work last night. We distributed food parcels and sleeping bags to homeless people.
- g) Last Christmas we ate too much and we drank too much but we had fun.

19. a) Write a detailed paragraph describing what you did last Friday. Try to include as much detail as you can about what you did and where you went.

---

---

---

---

---

---

---

---

---

---

---

---

---

---

---

---

---

---

---

---

---

---

---

19. b) Change your paragraph into the **third** person.

---

---

---

---

---

---

---

---

---

---

---

---

---

---

---

---

---

---

---

---

---

---

---

20. Create a step-by-step flow chart which explains how to formulate the perfect tense in German.



21. Try this online gap filling exercise for the perfect tense.

<https://german.net/exercises/tenses/perfect/>

# Wir gratulieren!

## V. Advanced Level - Fortgeschrittene Stufe

70 credits per question

Do some research on the imperfect tense. Follow the link

### The Imperfect Tense

<http://www.bbc.co.uk/schools/gcsebitesize/german/grammar/verbsimperfectrev2.shtml>

<http://www.jabbalab.com/blog/7770/german-imperfect-tense-with-example-sentences-and-test>

1. When would you use the imperfect tense? Give some examples in English.

---

---

---

---

2. Describe the difference between the imperfect and perfect tense. Use a German example of each to illustrate this.

---

---

---

---

3. Fill in the gaps.

When using a weak \_\_\_\_\_, you need to change the ending and leave the \_\_\_\_\_ as it is in the \_\_\_\_\_ tense. With \_\_\_\_\_ verbs, the ending follows the same form as weak verbs. However, the stem of the verb will \_\_\_\_\_.

The main difference between weak and strong \_\_\_\_\_ in the imperfect tense is that \_\_\_\_\_ verbs have different endings. As with \_\_\_\_\_ verbs, the \_\_\_\_\_ may change when going into the \_\_\_\_\_ tense.

4. Complete the imperfect tense conjugations for the **weak** verb **spielen**:

ich \_\_\_\_\_  
du \_\_\_\_\_  
er/sie/man/es \_\_\_\_\_  
wir \_\_\_\_\_  
ihr \_\_\_\_\_  
sie \_\_\_\_\_

5. Complete the imperfect tense conjugations for the **mixed** verb **kennen**:

ich \_\_\_\_\_  
du \_\_\_\_\_  
er/sie/man/es \_\_\_\_\_  
wir \_\_\_\_\_  
ihr \_\_\_\_\_  
sie \_\_\_\_\_

6. Complete the imperfect tense conjugations for the **strong** verb **fahren**:

ich \_\_\_\_\_  
du \_\_\_\_\_  
er/sie/man/es \_\_\_\_\_  
wir \_\_\_\_\_  
ihr \_\_\_\_\_  
sie \_\_\_\_\_

7. Translate these imperfect tense sentences into English.

Es begann zu regnen.

---

Heinz dürfte leider nicht mitkommen.

---

Wir bestellten Lasagne zum Abendessen.

---

Carmen holte die Zeitung aus dem Briefkasten.

---

Jürgen wog früher mehr als Björn.

---

Es ging ihm letztes Jahr sehr schlecht.

---

Mein erstes Haus kaufte ich vor 40 Jahren.

---

Amanda spielte früher jeden Tag Flöte.

---

Wir liebten unseren Opa.

---

Ich fuhr früher jeden Tag mit dem Fahrrad zur Schule.

---

8. Complete these sentences with the correct imperfect tense verb conjugation.

- a) Meine Freundin \_\_\_\_\_ sich in den Finger. (schneiden)
- b) Früher \_\_\_\_\_ mein Bruder immer meine Hausaufgaben. (machen)
- c) \_\_\_\_\_ du früher nicht Herrn Weber in Biologie? (haben)
- d) Ich \_\_\_\_\_ ihn an. (schreien)
- e) Meine Oma \_\_\_\_\_ mir abends immer ein Lied vor. (singen)
- f) Wieso \_\_\_\_\_ er ins Krankenhaus? (müssen)
- g) Marco \_\_\_\_\_ dir nur helfen. (wollen)
- h) Als Kind \_\_\_\_\_ ich oft in diesem Sessel. (sitzen)
- i) Herr Weiß \_\_\_\_\_ sein ganzes Leben lang. (sparen)
- j) Wir \_\_\_\_\_ 1972 in Hannover. (studieren)
- k) Conny \_\_\_\_\_ sich früher heimlich mit ihrem Exfreund. (treffen)
- l) Er \_\_\_\_\_ mir jeden Donnerstag Nachhilfe. (geben)
- m) Wieso \_\_\_\_\_ ihr damals in England heiraten? (wollen)
- n) Er \_\_\_\_\_ am 25. April auf die Welt. (kommen)
- o) Früher \_\_\_\_\_ wir sie Mona. (nennen)

Check your answers here.

<http://www.iablab.com/blog/8869/solution-of-the-german-imperfect-tense-test>



**Go to this  
website**

<https://www.bing.com/search?q=german+pluperfect+tense&src=IE-SearchBox&FORM=IESR4N>



9. Do some research on the **pluperfect tense**. How would you explain this tense to a Year 9 pupil? When to use it and how to form it?

---

---

---

---

---

---

---

---

---

---

10. Translate these pluperfect tense sentences into English.

a) Ich konnte nicht ins Haus, denn ich hatte den Schlüssel verloren.

---

b) Letztes Jahr war ich in China. Ich war vorher noch nie dort gewesen.

---

c) Ich wusste nicht, wer die Frau war. Aber ich hatte sie schon einmal gesehen.

---

d) Ich war sehr hungrig, weil ich den ganzen Tag nichts gegessen hatte.

---

e) Nachdem er die Arbeit beendet hatte, ging er nach Hause.

---

11. Convert these perfect tense sentences into the pluperfect tense.

a) Sie hat ihre Hausaufgaben gemacht.

---

b) Er hat sein Frühstück gegessen.

---

c) Ich habe 20 Minuten gewartet.

---

d) Du hast Musik gehört.

---

e) Wir haben ferngesehen.

---

f) Ich bin zu früh angekommen.

---

g) Sie ist zur Bibliothek gegangen.

---

### The Future Tense

<http://www.bbc.co.uk/schools/gcsebitesize/german/grammar/verbsfuturerev1.shtml>

12. Explain how to formulate the future tense.

**Research the  
future tense  
below.**

---

---

---

---

---

---

13. How can the present tense be used to describe future events?

---

---

14. a) Fill in the gaps in these future tense sentences.

- a) Mein Bruder  mich besuchen, deshalb  ich kochen.
- b) Ich  feiern, leider  du nicht kommen.
- c) Meine Eltern  morgen wandern gehen, ich  aber nicht mitgehen.
- d) Wir  uns wiedersehen. Weißt du schon, wann du hier sein  ?
- e) Morgen  ich früh  . [aufstehen]
- f) Wann  du nach New York  ? [fliegen]
- g) Meine Freundin  ein Buch  . [schreiben]
- h) Meine Schwester und ich  morgen in die Schule  . [gehen]
- i) Es  morgen regnen, deshalb  ihr nicht kommen.
- j) Sie kennen nicht den Weg.  sie  ? [ankommen]

Check your answers here:

<https://german.net/exercises/tenses/future/>

15. b) Fill in the correct future tense conjugations of the verb **werden** in this passage.

**Das Leben in der Zukunft?**

Wie \_\_\_\_\_ sich das Leben vom heutigen Leben unterscheiden? Jede Familie \_\_\_\_\_ einen Computer besitzen. Wir \_\_\_\_\_ nicht mehr in den Geschäften sondern über Telefon und Computer einkaufen. Wir \_\_\_\_\_ nicht mehr kochen, sondern der Mikrowellenherd \_\_\_\_\_ die Speisen nur noch erhitzen. Viele Arbeitnehmer \_\_\_\_\_ von zu Hause aus arbeiten. Man \_\_\_\_\_ nur noch selten zu einem Arbeitsplatz fahren. Niemand \_\_\_\_\_ Rechnungen mit Bargeld bezahlen, wir alle \_\_\_\_\_ Kreditkarten benutzen. Schüler \_\_\_\_\_ nicht mehr zur Schule gehen, sondern \_\_\_\_\_ zu Hause vor dem Bildschirm sitzen und lernen. Viele Berufe \_\_\_\_\_ verschwinden. Die Straßen \_\_\_\_\_ größer und breiter gebaut werden, der Verkehr \_\_\_\_\_ immer mehr wachsen. Es \_\_\_\_\_ immer mehr Menschen auf der Welt geben. Wo \_\_\_\_\_ wir alle wohnen?

---

---

---

---

---

---

---

---

---

---

---

---

---

---

---

---

---

---

---

---

---

---

---

---

16. c) Convert this present tense paragraph into the future tense.

Nächstes Jahr machen wir in Italien Urlaub. Zuerst verbringen wir eine Woche in den Bergen. Hoffentlich gibt es andere junge Leute im Gasthaus, sonst ist es abends ein bisschen langweilig! Dann bekommst du von mir bestimmt viele Postkarten! Danach fahren wir an die Küste. Dort sonne ich mich stundenlang am Strand. Vielleicht machen wir auch ein paar Ausflüge, aber meistens bleiben wir am Meer. Ich komme also ganz braun wieder nach Hause!

---

---

---

---

---

---

---

---

---

---

---

---

---

---

---

---

---

---

---

---

---

---

---

---

## The Conditional Tense



<http://www.bbc.co.uk/1/learn/german/conditional-tense-what-it-is-and-how-to-use-it/schools/gcsebitesize/german/grammar/verbsconditionalrev1.shtml>

17. a) When is the conditional tense used ?

---

---

---

18. b) Fill in the gaps

The conditional tense is formed in two parts.

- The first part is the **würde** form of the verb \_\_\_\_\_. You may see this referred to as the \_\_\_\_\_ but it's easier to remember \_\_\_\_\_.
- The second part is the \_\_\_\_\_ form of the verb which is usually placed at the \_\_\_\_\_ of the sentence.

16. c) Write out the forms of **würden**.

Cover them up and re-write below.

ich	_____
du	_____
er/sie/man/es	_____
wir	_____
ihr	_____
sie	_____

19. Write out the present tense forms of these modal verbs which you can then use in place of *würden* to form conditional sentences (your **Level 4** booklet will help here).

<i>müssen</i>	<i>dürfen</i>	<i>können</i>	<i>mögen</i>	<i>wollen</i>	<i>sollen</i>

20. a) Translate these sentences containing conditional forms of **modal verbs**.

a) Ich **möchte** einen Ferrari **kaufen**, wenn ich mehr Geld hätte.

---

b) Wir **sollten** zum Strand **gehen**, wenn es sonnig wäre.

---

c) **Darfst** du jemals ein Motorrad **fahren**?

---

d) Ich **muss** ins Kino **gehen**, wenn ich Zeit hätte.

---

e) Was **wollt** ihr mit einer Million Euro **machen**?

---

21. b) Adapt and extend the above sentences.

---

---

---

---

---

---

---

---

---

---

---

---

---

---

---

---

---

---

---

---

22. Write a paragraph describing your ideal weekend. Use a variety of different verbs in the conditional tense. Don't forget that when writing in German you should use a range of verbs and structures to convey information but also to show off what you know.



23. What has been the most difficult aspect of grammar to learn in this booklet? Explain why and how you made sense of it?

# Wir gratulieren!

## VI. Expert Level - Expertenstufe

80 credits per question

Do some research  
on the future  
perfect tense.

### The Future Perfect Tense

<http://www.brighthubeducation.com/studying-a-language/24136-writing-german-in-the-future-perfect-tense/>

#### 1. Fill in the gaps.

This tense requires conjugation of a verb's past \_\_\_\_\_ and used with conjugated forms of the verb \_\_\_\_\_. The \_\_\_\_\_ form of the \_\_\_\_\_ verb \_\_\_\_\_ is then put at the \_\_\_\_\_ of the sentence.

#### 2. Revise the conjugated forms of werden by writing these below (your **Level 5** booklet will help).

ich

du

er/sie/es/man

wir

ihr

sie

3. Write out as many past participles as you can remember (your **Level 4** booklet will help).

4. a) Translate the following future perfect sentences.

- a) Wir **werden** die ganze Nacht **geschlafen haben**.
- b) Du wirst den ganzen Tag **gespielt haben**.
- c) Er **wird** den Hund **gefunden haben**.
- d) Ich **werde** das Haus zu spät **verlassen haben**.
- e) Sie **wird** den Film zu Ende **gesehen haben**.

---

---

---

---

---

---

---

4. b) Cover the originals and translate the sentences back into German.

---

---

---

---

---

---

---

4. c) Fill in the gaps. Use the future perfect tense.

- a) In drei Stunden  ich genug . [*lernen*]
- b) Ich  eine Stunde Fußball , wenn ich die Lust verliere.  
[*spielen*]
- c) In einem Jahr  wir alle Prüfungen . [*schreiben*]
- d) Ihr  bereits , wenn ich nach Hause komme. [*essen*]
- e) Nächste Woche  du bereits dein neues Auto .  
[*kaufen*]
- f) Opa  morgen bereits , dass wir ihn besuchen  
kommen. [*vergessen*]
- g) Wenn du noch durstig bist, dann  du nicht genug .  
[*trinken*]
- h) Du  schon 15 Minuten , wenn ich ins Büro komme.  
[*arbeiten*]
- i)  ich mit 60 bereits in New York ? Ich weiß es nicht.  
[*sein*]

j) In zwei Stunden  ihr lange genug . [*warten*]

k) Morgen um diese Zeit,  wir bereits in Berlin .  
[*ankommen*]

l) Meine Schwester  bereits 18 , wenn sie ihren  
Führerschein macht. [*werden*]

Check your answers here:

<https://german.net/exercises/tenses/future-perfect>

5. a. Which **one** of the sentences below has an error in it? Explain why and correct it.  
b. Change affirmative sentences to negative and negative sentences to affirmative.  
c. Translate them.

Ihr werdet das Essen schon gekocht haben.

---

Ich werde nicht mit euch Fussball gespielt haben.

---

Sie wirst die Hausaufgaben fertiggemacht haben.

---

Sie werden am Wochenende nicht das Auto gereinigt haben.

---

6. Make up 7 future perfect sentences of your own and both affirmative and negative sentences.

- 1) \_\_\_\_\_
- 2) \_\_\_\_\_
- 3) \_\_\_\_\_
- 4) \_\_\_\_\_
- 5) \_\_\_\_\_
- 6) \_\_\_\_\_
- 7) \_\_\_\_\_

[http://duolingo.wikia.com/wiki/German\\_Skill:Conditional\\_Perfect](http://duolingo.wikia.com/wiki/German_Skill:Conditional_Perfect)



7. Fill in the gaps:

The conditional perfect uses the past \_\_\_\_\_ of \_\_\_\_\_ or \_\_\_\_\_ (*wären* and *hätten*, respectively) and the past \_\_\_\_\_ to create a conditional in the \_\_\_\_\_ tense. In English, this is translated as "would \_\_\_\_\_..."

8. Complete the conjugations of the past subjunctives **wären** and **hätten** below.

	<b>wären</b>	<b>hätten</b>
ich		
du		
er/sie/es/man		
wir		
ihr		
sie		

9. Translate the following conditional perfect sentences.

a) Ich hätte gern Frühstück gegessen.

---

b) Wir wären lieber nach Frankreich gefahren.

---

c) Sie hätte das Abendessen gekocht, aber sie war zu müde.

---

d) Du wärest auf die Geburtstagsparty gegangen, aber du hast keine Zeit gehabt.

---

e) Ihr hättet den Zug verpasst, aber zum Glück ist das Taxi rechtzeitig am Bahnhof angekommen.

---

10. Which sentences above, contain another **compound** tense? Write them below and state which tense it is. See here for further help:

<https://www.thestudentroom.co.uk/revision/german/compound-tenses-german>

---

---

---

---

---

---

11. Write these conditional perfect sentences in German.

a) I would have seen a film.

---

b) We would have gone to Germany.

---

c) They would have eaten dinner in a restaurant.

---

d) We would have liked to travel abroad.

---

e) She would have given us a key.

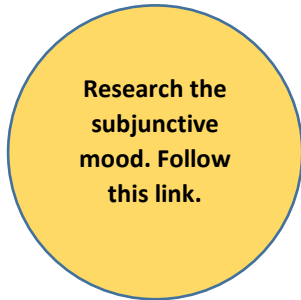
---

12. Choose two of the German sentences above and add another compound tense to each of them.

---

---

---



<https://www.thoughtco.com/the-subjunctive-in-german-1444485>

<https://youtu.be/EOWEoQhiSas>

### The Subjunctive Mood

13. a) When is the subjunctive mood used?

---

---

---

---

---

---

---

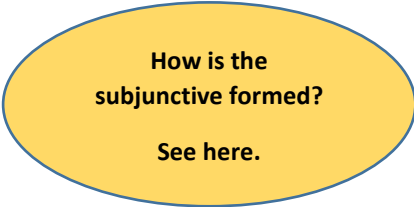
13. b) Fill in the gaps.

The subjunctive is a \_\_\_\_\_ of the verb not a \_\_\_\_\_. It is used to convey the speaker's \_\_\_\_\_ to the action described. It is used when statements are not to be taken as pure \_\_\_\_\_, but more as a matter of \_\_\_\_\_ or attitude.



13. c) It is used with expressions of wish, doubt, fear, uncertainty and regret. List examples of these below.

German	English



Visit this site to learn about how the subjunctive is formed.

<https://www.thoughtco.com/how-to-recognize-the-german-subjunctive-4085474>

14. Fill in the gaps:

The subjunctive is usually formed by adding an \_\_\_\_\_ to the \_\_\_\_\_ stem of a verb (-en in the \_\_\_\_\_), rather than the normal \_\_\_\_\_. It is used to indicate what someone has \_\_\_\_\_, without any claim that it is \_\_\_\_\_ or not. One rare exception to the rule is \_\_\_\_\_ (to be), which has the unique forms \_\_\_\_\_ and \_\_\_\_\_ (pl.) in the \_\_\_\_\_ person.

15. Complete the subjunctive forms in the third person for these verbs:

gehen \_\_\_\_\_

haben \_\_\_\_\_

sein \_\_\_\_\_

arbeiten \_\_\_\_\_

warten \_\_\_\_\_

können \_\_\_\_\_

bleiben \_\_\_\_\_

16. Put these sentences into English and say what the mood of the verb is (*present, past, future*):

a) Er sagte, er schreibe den Brief.

\_\_\_\_\_ Mood : \_\_\_\_\_

b) Du sagst, du hast den Brief geschrieben.

\_\_\_\_\_ Mood : \_\_\_\_\_

c) Sie sagte, sie werde den Brief schreiben.

\_\_\_\_\_ Mood : \_\_\_\_\_

d) Wir sagten, wir fahren nach Hong Kong.

\_\_\_\_\_ Mood : \_\_\_\_\_

e) Ich sagte, ich sei nach Hong Kong gefahren.

\_\_\_\_\_ Mood : \_\_\_\_\_

17. When might you use the **second** version of the subjunctive that uses modal verbs?

See here for help: <https://www.thoughtco.com/the-subjunctive-in-german-1444485>

---

---

---

---

---

---

---

---

---

---

18. a) Complete this table of subjunctive conjunctions for these verbs.

Highlight the verbs that are modal verbs.

	<b>haben</b>	<b>sein</b>	<b>dürfen</b>	<b>können</b>	<b>müssen</b>	<b>sollen</b>	<b>wollen</b>	<b>werden</b>
ich								
du								
er/sie/es/man								
wir								
ihr								
sie								

18. b) Go to this website, complete the subjunctive quiz and check your answers.

<https://www.thoughtco.com/how-to-recognize-the-german-subjunctive-4085474>

18. c) Translate these sentences and state what the mood of the sentence is (*present, past, future*).

a) Hätte ich die Zeit, würde ich sie besuchen.

\_\_\_\_\_ Mood : \_\_\_\_\_

b) Hätte ich die Zeit gehabt, hätte ich sie besucht.

\_\_\_\_\_ Mood : \_\_\_\_\_

c) Was würdest du tun, wenn...?

\_\_\_\_\_ Mood: \_\_\_\_\_

d) Was hättest du getan, wenn...

\_\_\_\_\_ Mood: \_\_\_\_\_

e) Er sollte eigentlich arbeiten.

\_\_\_\_\_ Mood: \_\_\_\_\_

f) Er hätte eigentlich arbeiten sollen.

\_\_\_\_\_ Mood: \_\_\_\_\_

g) Wenn ich das wüsste, würde ich...

\_\_\_\_\_ Mood: \_\_\_\_\_

h) Wenn ich das gewusst hätte, hätte ich...

\_\_\_\_\_ Mood: \_\_\_\_\_

i) Wenn sie hier wäre, würden wir...

\_\_\_\_\_ Mood: \_\_\_\_\_

j) Wenn sie hier gewesen wäre, hätten wir...

\_\_\_\_\_ Mood: \_\_\_\_\_

18. d) Write 10 sentences using the subjunctive mood. Use it with the topics you are currently studying.

---

---

---

---

---

---

---

---

---

---

19. What three questions would you ask your teacher about the elements of grammar you've learned today?

1. \_\_\_\_\_

2. \_\_\_\_\_

3. \_\_\_\_\_

20. a) Write your own 10 quiz questions and mark-scheme for the learning covered in this booklet.

No.	Question	Correct answer
1		
2		
3		
4		
5		
6		
7		
8		
9		
10		


20. b) Finally go and complete these online exercises on German verbs.

<https://deutsch.lingolia.com/en/grammar/verbs>

<https://www.sporcle.com/games/McFly/essentialgermanverbs>

<http://www.digitaldialects.com/German/VerbConj2.htm>

**Wir gratulieren!**



**Commissioned by The PiXL Club Ltd.**

This resource is strictly for the use of member schools for as long as they remain members of The PiXL Club. It may not be copied, sold, or transferred to a third party or used by the school after membership ceases. Until such time it may be freely used within the member school.

All opinions and contributions are those of the authors. The contents of this resource are not connected with, or endorsed by, any other company, organisation or institution.

PiXL Club Ltd endeavour to trace and contact copyright owners. If there are any inadvertent omissions or errors in the acknowledgements or usage, this is unintended and PiXL will remedy these on written notification.

# HAUSAUFGABEN FÜR DEN SOMMER 2023

Read over the notes from Y7 to Y10

GCSE Q & A

Active Learn tasks

Handout on roleplays and photocards

BBC Bitesize KS3/4

<https://www.bbc.co.uk/bitesize/topics/zhchd6f/articles/zrnkf4j>





# Y7 TOPICS COVERED

Sep 2019 – July 2020

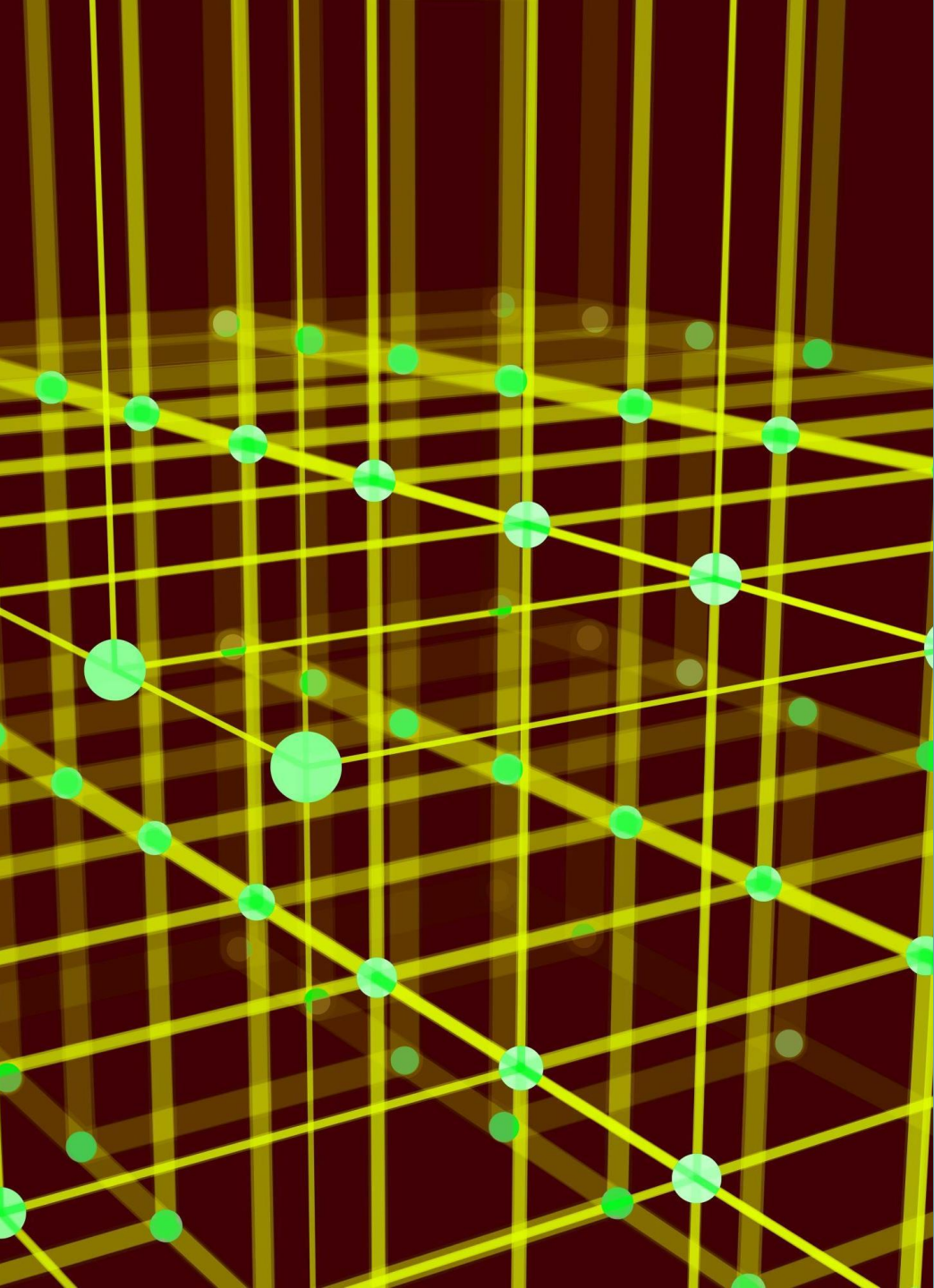
## TOPICS

- Greetings and introductions
- Personal details – name, age, birthday, where you live and come from
- Countries and German-speaking towns
- Items in your bag and in the classroom
- Alphabet and how to spell
- Numbers and dates
- Colours
- School subjects

## SKILLS/GRAMMAR

- Expressing and justifying opinion
- Word order after “weil”
- Present tense verb endings
- Definite/indefinite articles – der/die/das & ein(en)/eine/ein
- Recognising NOUNS in German
- Some past and conditional (future) tense verbs
- Asking and answering questions

You must ensure you are familiar with these topics and grammar – they will still be needed in Y11



# Y8 TOPICS COVERED

Sep 2020 – July 2021


## TOPICS

- Days and times
- Describing teachers
- School facilities and rules
- Dream school
- Character and Colours
- Pets, family and what they can do
- Sports, leisure activities, online activities
- Town, souvenir shopping, buying snacks and drinks and holiday plans

## SKILLS/GRAMMAR

- Using pronouns
- Prepositions – in, an, auf, neben
- Using “sein” & “ihr” (his & her)
- Improving pronunciation – ie = ee ei = eye au = ow
- Using “kann” + infinitive, “möchte” + infinitive
- Revision of present tense verbs
- Using adjectives with nouns
- Using “gern” with “spielen”
- Expressing opinion
- Using correct word order (verb = 2<sup>nd</sup> element)
- Talking about the future both with present tense and with “werden” + infinitive
- Es gibt (k)einen, (k)eine, (k)ein ... (There is no ...)

You must ensure you are familiar with these topics and grammar – they will still be needed in Y11



# Y9 TOPICS COVERED

Sep 2021 – July 2022

# TOPICS

## HOMETOWN, NEIGHBOURHOOD & REGION

Describing your house and home

Describing your home in more detail

Describing a typical day

Talking about the weather

Describing places where people live

Pros and cons of where you live

## GLOBAL AND SOCIAL ISSUES

The environment – problems and solutions

How a school is environmentally friendly

How a country can be environmentally friendly

International and local campaigns/Charity and voluntary work

International festivals and sporting events

Pros and cons of a global sporting event

# SKILLS/GRAMMAR

masculine and feminine nouns

Irregular verbs in the present tense

Prepositions with the accusative and dative

Using reflexive and separable verbs

Using werden in the present tense

Using es gibt with ein and kein

Saying what you could, should or would do

Um ... zu (in order to )

Comparative and superlative adjectives and adverbs

Using subordinate clauses

Awareness of the passive

Forming questions, prepositions with the accusative

Numbers and dates

You must ensure you are familiar with these topics and grammar – they will still be needed in Y11

# TOPICS

## HEALTHY & UNHEALTHY LIFESTYLES

Talk about healthy and unhealthy eating

Talk about your eating and drinking habits

Discuss healthy and unhealthy lifestyles

Talk about sports injuries

Discuss teenage stress

Discuss teenage smoking and drinking issues

Discuss the drugs issue among teenagers

## FESTIVALS AND CELEBRATIONS

Talk about celebrations in German speaking communities

Cultural - Talk about special occasions

Appreciate similarities and differences in traditions & celebrations

# SKILLS/GRAMMAR

Adverbs of frequency

Informal commands

Adverbial time phrases

Using seit + present tense

Modals

Expressing opinions

Giving advice to a friend. Extending your answers

Include a past tense in speaking and writing

Using qualifiers to express feelings more precisely/Word order after weil

Using a variety of tenses

Including perfect tense sentences in work

Breaking words down, using cognates and context, reading for gist

Perfect tense plural

Prepositions taking the accusative case

Avoiding mistakes in listening tasks.

Improving writing by including plural forms, opinion in past tense, adjectives and adverbs

You must ensure you are familiar with these topics and grammar – they will still be needed in Y11

## TOPICS

### SCHOOL

Talking about school subjects and clothes

Talking about your school facilities

What you are looking forward to or not

Discussing school rules

Different types of German schools

School exchanges and class trips

## SKILLS/GRAMMAR

Using a range of tense and structure, opinion

Using verbs in the present tense

Using perfect and imperfect tenses

Giving opinions with reasons using denn & weil

You must ensure you are familiar with these topics and grammar – they will still be needed in Y11





# Y10 TOPICS COVERED

Sep 2022 – July 2023



## TOPICS

### GLOBAL AND SOCIAL ISSUES RECAP/Contd

The environment – problems and solutions

How a school is environmentally friendly

How a country can be environmentally friendly

International and local campaigns/Charity and voluntary work

International festivals and sporting events

Pros and cons of a global sporting event

## SKILLS/GRAMMAR

Um ... zu

Comparative and superlative adjectives and

Using subordinate clauses

Awareness of the passive

Forming questions, prepositions with the accusative

Numbers and dates

You must ensure you are familiar with these topics and grammar – they will still be needed in Y11

# TOPICS

## TRAVEL AND TOURISM

Transport and booking a hotel

Travelling & buying train tickets

Accommodation & problems

Directions

Recap ordering at a restaurant

Shopping for souvenirs

Describing problems

# SKILLS/GRAMMAR

mit + dative, clauses with 2 verbs, du/Sie, Questions

Comparative & superlative adjs., 24 hr clock

Demonstrative article dieser

Imperatives

Wenn & subjunctive

Nom & Acc adjective agreement (def & demonstr)

Seit & present tense

**You must ensure you are familiar with these topics and grammar – they will still be needed in Y11**

# Y11 TOPICS TO BE COVERED

Sep 2023 – April 2024  
(Mocks Dec 2023,  
GCSE Oral exam April/May 2024)

## TOPICS

### CAREERS AND FUTURE PLANS

Describing jobs and places of work

Asking and answering questions about job

Understanding job descriptions

Preparing a CV/job application

Talking about your dream job

Reasons for learning German

## SKILLS/GRAMMAR

masculine and feminine nouns

Using conjunctions and intensifiers

Recognising sequencers

Word order with weil

Using a variety of tenses

Using um ... zu

You must ensure you are familiar with these topics and grammar – they will still be needed in Y11

# TOPICS

## RELATIONSHIPS

Describing photos

Discussing what makes a good friend

Describing relationships

Explaining different views on marriage

Discussing weekend activities (TO BE DONE INDEPENDENTLY)

Comparing life as a child to now (TO BE DONE INDEPENDENTLY)

Good writing & translation skills

# SKILLS/GRAMMAR

Adjective agreement

Possessive adjectives

Dative with mit

Reflexive verbs

Separable verbs in the present and perfect tenses

Using the prepositions in/an and the future tense

Using modal verbs in the imperfect

Using a range of tense and structure, opinion

**You must ensure you are familiar with these topics and grammar – they will still be needed in Y11**

# TOPICS

## MEDIA, FREE TIME AND LEISURE

Talk about the media you use

Talk about using ICT

Discuss TV habits, give opinions

Talk about more traditional media

Talk about different types of film

Talk about music, ask questions/Cultural - German music

Talk about what you do in your free time

Talk about what you did last weekend

Accept and decline invitations

Talk about what you will wear/Talk about teenage fashions

Talk about a party you have been to

Talk about sporting interests

Understand an interview with a sportsperson\*

Understand a longer text about sport

Order in a café/Say what you like to eat and drink, eat out

Cultural - German sportsperson, German food

# SKILLS/GRAMMAR

Position of adverbs, revision of present tense/3rd person singular of verbs/wenn/Negatives: nicht/nie

Plural forms, gern/Gender and plural of nouns, war & hatte

Questions, verb as the second idea

Developing sentences, including time references/Adding opinions and intensifiers

Adding negatives, giving opinions/Using different techniques to extend answers

Looking for key words

Word order: verb as second idea, after weil and dass. Present tense

Revising the perfect tense

Word order: verb as second idea, after weil .

Future tense

Using ihr (plural form of you)/Adjective endings

Using adverbs/adjectives to make sentences more interesting

Question words. Extending answers with conjunctions and times

Breaking up compound words

Future tense with werden

Using müssen with an infinitive

Using time expressions to identify tenses

Perfect tense with er, sie, wir

einmal, zweimal, gern, lieber. Capital letters for all nouns.

Different way of giving your opinion

Develop use of modal verbs

You must ensure you are familiar with these topics and grammar – they will still be needed in Y11

# 1 Read over the notes from Y7 to Y10

- Read over the notes in your exercise books/folders.
- Ensure you understand them and any purple pen corrections.
- These are very important as you will still need them in Y11 so ...
- Do not throw away your books/folders for German. Keep them safe!!
- **BUY A FOLDER FOR YEAR 11** if a new one is needed. Transfer the top sheets e.g., Tracking sheets, Questions & answers for the GCSE oral, AQA topics and marking criteria, Marked paragraphs and essays.
- Ideally your folder should be a large, strong lever arch folder. (Avoid cheap ones if you can as they can easily fall apart)
- Buy at least 10 dividers, lined paper (with 2 holes) and plenty of plastic wallets



# 2a GCSE Oral Q & A

- Check that you have completed the following. They should have been marked and then redone in purple pen, so they are ready for the GCSE oral exam. They should include a **question** for the teacher.

- **FOUNDATION: THEME 1**

1. Welches Fest hast du in letzter Zeit gefeiert?
2. Erzähl über dich.
3. Hast du eine beste Freundin?
10. Was wirst du am Wochenende machen?

- **HIGHER THEME 1**

1. Welches Fest ist für dich am wichtigsten? Warum?
2. Was machst du gern in deiner Freizeit? Warum ist die Freizeit so wichtig?
3. Beschreib deinen letzten Kinobesuch.

On the next slides are some models F/H for you to make use of if needed. They only cover 3 questions, 1 from each theme.

# 2b GCSE Oral Q & A

- Check that you have completed the following. They should be marked and then redone in purple pen, so they are ready for the GCSE oral exam. They should include a **question** for the teacher.

- **FOUNDATION: THEME 2 Q 1 - 10**

1. Was gibt es für Jugendliche in deinem Stadtviertel?
2. Welche Probleme hat deine Stadt?
3. Wie war das Wetter gestern, wo du wohnst.
4. Wie findest du Musikfestivals? Magst du Live-Sport?
5. Welche Umweltaktionen hast du in letzter Zeit gemacht?
6. Was machst du, um gesund zu sein?
7. Wie fährst du am liebsten auf Urlaub und warum?
8. Was würdest du in einem deutschen Restaurant bestellen?
9. Wohin bist du letzten Sommer gefahren? Wie war das? Hattest du Probleme?
10. Wohin möchtest du in den Sommerurlaub fahren? ... Mit wem? Warum?

On the next slides are some models F/H for you to make use of if needed. They only cover 3 questions, 1 from each theme.

# 2b GCSE Oral Q & A

- Check that you have completed the following. They should be marked and then redone in purple pen, so they are ready for the GCSE oral exam. They should include a **question** for the teacher.

- **HIGHER: THEME 2 Q 1 – 10**

1. Was gibt es für Jugendliche in deinem Stadtviertel?
2. Welche Nachteile hat deine Stadt?
3. Wie findest du sportliche Events und Musikfeste? Sind sie immer umweltfreundlich?
4. Was sind die größten Umweltprobleme, deiner Meinung nach. Wie könnte man sie lösen?
5. Welche Umweltaktionen hast du in letzter Zeit gemacht?
6. Was würdest du empfehlen, um gesund zu sein?
7. Wie fährst du am liebsten auf Urlaub und in was für Unterkunft bleibst du gern?
8. Was würdest du in einem deutschen Restaurant bestellen?
9. Wohin bist du letzten Sommer gefahren? Wie war das Erlebnis? Hattest du Probleme?
10. Wohin möchtest du im Winter fahren? ... Mit wem? Warum?

On the next slides are some models F/H for you to make use of if needed. They only cover 3 questions, 1 from each theme.

# 2C

## GCSE Oral Q & A

On the next slides are some models F/H for you to make use of if needed. They only cover 3 questions, 1 from each theme.

Check that you have completed the following. They should be marked and then redone in purple pen, so they are ready for the GCSE oral exam. They should include a **question** for the teacher.

### ■ FOUNDATION: THEME 3

1. Was lernst du gern oder nicht gern und warum?
2. Wie findest du deine Sekundarschule?
3. Sind die Schulregeln streng?
4. Wie hast du deine Grundschule gefunden?
5. Wohin bist du in letzter Zeit auf einer Klassenfahrt gefahren?

### ■ HIGHER THEME 3

1. Was lernst du gern oder nicht gern und warum?
2. Beschreib deine Sekundarschule?
3. Sind die Schulregeln streng?
4. Wie hast du deine Grundschule gefunden?
5. Wohin bist du in letzter Zeit auf einer Klassenfahrt gefahren?

# 2c GCSE Oral Q & A

The following questions will need to be completed next year. If you wish to have a go at doing them over the summer, you must then submit them for marking.

## HIGHER THEME 1

- 3 Sind Freunde oder Familie wichtiger?
- 4 Hast du in letzter Zeit mit jemandem gestritten? Worüber?
- 5 Deiner Meinung nach, ist die Ehe wichtig?
- 6 Was für eine Hochzeit würdest du haben?
- 7 Was sind die Vor- und Nachteile von Handys und Computern?
- 8 Sind soziale Netzwerke gefährlich?
- 9 Welche sozialen Netzwerke besuchst du und wie oft?

## FOUNDATION: THEME 1

- 4 Wie oft streitest du mit deiner Familie?*
- 5 Was habt ihr zusammen letztes Wochenende gemacht?*
- 6 Wirst du heiraten?*
- 7 Wofür benutzt du dein Handy?*
- 8 Was siehst du gern im Fernsehen?*
- 9 Hörst du gern Musik?*

On the next slides are some models F/H for you to make use of if needed. They only cover 3 questions, 1 from each theme.

As you already know, you have 30 questions over 3 themes which will need to be answered and learnt for your GCSE oral exam.

There are 3 model answers on the following slides to help you.

Each of the questions and answers must be done on a separate sheet of paper and each question and answer must be written in German and then translated into English. There must be no spelling errors!!

Choose between HIGHER (Grade 5 – 9) and FOUNDATION (Grade 1 – 5)

Be careful how you choose because you will need to memorise everything for a speaking test next year.

3

a) Ich heiße ....

My name is ...

b) Ich bin ... Jahre alt und ich bin in ... geboren. (write the year in German)

I am ... years old and I was born in ... (2008/2007?)

c) Ich habe am ... (date) ... (month) Geburtstag.

My birthday is on the ... ..

d) Ich wohne in ... und/aber ich komme aus ...

I live in ... (town) and/but I come from ... (country)

e) Ich bin sehr/ziemlich klein/groß und habe kurze/lange, lockige/glatte ... (colour) Haare und ... (colour) Augen. (Select from the choices given)

I am very/quite short/tall and have short/long, curly/straight ... hair and ... eyes.

f) Ich bin oft ... (positive characteristic e.g. friendly/funny) aber nie ... (negative characteristic e.g. lazy)

I am often ... but never ...

g) Ich mag am liebsten meine Familie/meine Freunde/meine Schule, denn sie ist/sind cool/toll/irre/wichtig. (Select from the choices given)

I like most of all my family/my friends/my school because it is/they are cool/great/amazing

# FOUNDATION

## Theme 1

### Identity and Culture:

#### Frage 1: Erzähl über dich –

#### Question 1 Talk about yourself

# HIGHER

## Theme 1

### Identity and Culture:

#### Frage 1: Erzähl über dich – Question 1 Talk about yourself

a) Ich heiße .... , Ich bin ... Jahre alt und ich bin in ... geboren. (write the year in German)

My name is ... I am ... years old and I was born in ... (2008/2007?)

b) Ich habe am ... (date) ... (month) Geburtstag. Meinen letzten Geburtstag habe ich zu Hause/im Restaurant/im Kino gefeiert.

My birthday is on the ... .. I celebrated my last birthday at home/in a restaurant/at the cinema.

I am very/quite short/tall and have short/long, curly/straight ... hair and ... eyes.

d) Ich bin sehr/ziemlich klein/groß und habe kurze/lange, lockige/glatte ... (colour) Haare und ... (colour)Augen. (Select from the choices given)

I live in ... (town) and/but I come from ... (country) In the future I would like to live in ... because I've heard it is lovely/great there.

c) Ich wohne in ... und/aber ich komme aus ... In der Zukunft möchte/würde ich gern in ... wohnen, denn ich habe gehört, dass es dort schön/toll/prima ist.

e) Meine Freunde sagen, ich bin oft ... (characteristic), aber meine Mutter sagt, ich bin meistens ... (characteristic), aber ich denke, ich bin (nie) ... (characteristic)

My friends say I am often ... but my mum says I am mostly ... but I think I am (never) ...

f) Ich mag am liebsten meine Familie/meine Freunde/meine Schule, weil sie cool/lieb/irre/wichtig ist/sind . (Select from the choices given or use your own ideas) Mir gefällt auch ...

I like most of all my family/my friends/my school because it is/they are cool/great/amazing. I also like ...



# FOUNDATION

## Theme 2 Local, national, international and global areas of interest :

Frage 2: Was gibt es für  
Jugendliche in deinem  
Stadtviertel? Question  
2: What is there for  
young people in your  
part of town?

a) Ich wohne in ... und es  
gibt hier  
ziemlich/sehr/nicht viel für  
junge Leute

I live in ... And there is quite  
a lot/a lot/not a lot for  
young people.

b) Wir haben hier einen  
tollen/großen/grünen Park,  
wo man Tennis/Fußball  
spielen kann. Ich liebe den  
Park.

We have here a  
great/big/green park,  
where you can play  
tennis/football. I love the  
park.

c) Es gibt auch ein  
Sportzentrum/ein Kino. Es  
ist sehr/extrem modern.  
Meine Freunde gehen  
oft/gern ins  
Sportzentrum/Kino.

There is also a  
sportscentre/cinema. It is  
very/extremely modern. My  
friends often go/like to go  
to the sportscentre/cinema.

d) Mein Lieblingsort ist der  
Skatepark/der Tempel/das  
Schwimmbad/das  
Einkaufszentrum, denn ich  
finde ihn/es  
super/irre/cool.

My favourite place is the  
skatepark/the temple/the  
swimming pool/the  
shopping centre, because I  
think it is  
great/amazing/cool.

# HIGHER

## Theme 2 Local, national, international and global areas of interest :

Frage 2: Was gibt es  
für Jugendliche in  
deinem Stadtviertel?  
Question 2: What is  
there for young people  
in your part of town?

a) Ich wohne in ... und es gibt  
hier ziemlich/sehr/nicht viel für  
junge Leute

I live in ... And there is quite a  
lot/a lot/not a lot for young  
people.

b) Wir haben hier einen  
tollen/großen/grünen Park, wo  
man Tennis/Fußball spielen  
kann. Ich liebe den Park, weil ich  
mich hier entspannen kann/weil  
ich hier spazieren gehen kann

We have here a great/big/green  
park, where you can play  
tennis/football. I love the park  
because I can relax  
here/because I can go for a walk  
here.

c) Es gibt auch ein  
Sportzentrum/ein Kino. Es ist  
echt/extrem modern. Meine  
Freunde gehen oft/gerne ins  
Sportzentrum/Kino. Letzte  
Woche sind wir zum ... gegangen  
und das war ... (opinion)

There is also a  
sportscentre/cinema. It is  
really/extremely modern. My  
friends often go/like to go to the  
sportscentre/cinema. Last week  
we went to the .. and that was ...

d) Mein Lieblingsort ist der  
Skatepark/der Tempel/das  
Schwimmbad/das  
Einkaufszentrum/,da ich ihn/es  
super/irre/cool finde.

My favourite place is the  
skatepark/the swimming  
pool/the shopping centre,  
because I think it is  
great/amazing/cool.

e) Ich hoffe, dass man in der  
Zukunft einen/eine/ein/mehr ...  
bauen wird.

I hope that in the future they will  
build a/more ...

## FOUNDATION

### Theme 3 Current and Future Study & Employment:

Frage 3: Was lernst du gern oder nicht gern und warum? Question 3:  
What do you like learning or not and why?

- a) Mein Lieblingsfach ist ... denn es ist ...(adverb e.g. very) ... (positive adjective)
- My favourite subject is ... because it is ... ..
- b) Ich lerne auch gern ..., weil der Lehrer/die Lehrerin lustig/freundlich/intelligent ist
- I also like learning ..., because the teacher is funny/friendly/intelligent.
- c) Ich lerne nicht (so) gern ..., denn ich finde es schwierig/kompliziert/uninteressant/doof
- I don't like learning ... because I find it difficult/complicated/uninteresting/daft.
- d) Was ich hasse, ist ... Das ist nicht mein Ding!/Das ist nichts für mich!
- What I hate is ... It is not my thing!/It is not for me!

HIGHER  
Theme 3 Current  
and Future Study  
& Employment:  
Frage 3: Was  
lernst du gern  
oder nicht gern  
und warum?  
Question 3:  
What do you like  
learning or not  
and why?

a) Mein Lieblingsfach ist/Meine Lieblingsfächer sind ... und ... denn es ist/sie sind...(adverb) ... (positive adjective) und der Lehrer/die Lehrerin/Frau .../Herr ... kann gut erklären/unterrichten. Im letzten Unterricht haben wir über ... gelernt

My favourite subject/s is/are ... because it is/they are ... and the teacher/Ms .../Mr... can explain/teach well. In the last lesson we learnt about ...

b) Ich lerne auch gern ..., weil der Lehrer/die Lehrerin/Frau .../Herr ... witzig/verständnisvoll/sympathisch ist und ich finde dieses Fach interessant/fascinierend/toll

I also like learning ..., because the teacher is witty/understanding/kind and I find this subject interesting/fascinating/great.

c) Ich lerne nicht (so) gern ..., denn ich finde es schwierig/kompliziert/uninteressant/doof, obwohl der Lehrer/die Lehrerin freundlich/gut ist/obwohl das Fach wichtig/ein Pflichtfach ist.

I don't like learning ... because I find it difficult/complicated/uninteresting/daft, although the teacher is friendly/good/although the subject is important/a compulsory subject.

d) Was ich hasse/mir gar nicht gefällt ist ... Das ist wirklich nicht mein Ding!/Das ist nichts für mich!

What I hate/really don't like is ... It is really not my thing!/It is not for me!

e) In der Zukunft möchte/würde ich gern ein neues Fach lernen zum Beispiel Politik/Wirtschaftslehre/Philosophie.

In the future I would like to learn a new subject for example politics/economics/philosophy.

# 3 Active Learn tasks

- Active Learn tasks <https://www.pearsonactivelearn.com/>
- Your username usually your first and surname written together like this FrauShah
- Password should be BWAL@1234
- Additional tasks have been added and must be completed by 1<sup>st</sup> September. The tasks on school will help you to complete your oral Q & A so do them first and make notes.

# 4 Hand out on roleplays and photocards F/H

- For each role play/photocard:
- Write out the title
- Write the question from the teacher's notes in German with the English translation
- Write your response to the bullet point in German and English.

Example:

Sie sind in einem Verkehrsamt in Deutschland

1) Kann ich Ihnen helfen? Can I help you?

Ich möchte ein Doppelzimmer mit Dusche reservieren. I'd like to reserve a double room with shower.

2) Kein Problem. Wie viele Nächte möchten Sie bleiben? No problem. How many nights would you like to stay?

Ich möchte zwei Nächte bleiben. I'd like to stay 2 nights.

Sie sind in einem Verkehrsamt in Deutschland.

- Hotel – Reservation (im Detail).
- !
- Museen – Meinung.
- In Deutschland bleiben – wie lange.
- ? ~~Zugfahrkarten~~

ROLE-PLAY 1 (FOUNDATION TIER)

TEACHER'S ROLE

Introductory text: Sie sind in einem Verkehrsamt in Deutschland. Ich bin der Angestellte / die Angestellte.

1. Ask the candidate if you can help.

Kann ich Ihnen helfen?

2. Allow the candidate to say that he / she wants to reserve a room.

1 Ask the candidate how many nights it is for.

Kein Problem. Wie viele Nächte möchten Sie bleiben?

3. Allow the candidate to say how many nights it is for.

Ask the candidate what he/she thinks of the museums here.

Wie finden Sie die Museen in der Stadt?

4. Allow the candidate to give an opinion about the museums.

Ask the candidate how long he/she is in Germany for.

Ja, wie lange bleiben Sie hier in Deutschland?

5. Allow the candidate to say how long he/she is in Germany for.

Sehr gut.

? Allow the candidate to ask you about buying train tickets.

(Give an appropriate answer).

# 5a revision

- BBC Bitesize/KS3/German <https://www.bbc.co.uk/bitesize/subjects/zcj2tfr>

KS3

## German

Part of Modern Foreign Languages



Danke!

### Phonics >

Pronouncing words in German

### Topics >

Introducing yourself in German using 'sein'

Describing your family and pets in German using 'haben'

Describing people in German using 'haben' and 'sein'

Days and months in German

Telling the time in German

Describing your free time in German

Describing where you live in German using 'wohnen'

Describing your room in German

Talking about food in German using 'essen'

Keep a log in the front of your folder of each topic/grammar point you do e.g. Put the

1 date

2 topic

3 time spent

4 mark out of 10

1 = very difficult and I did not understand anything

10 = really easy and I understood everything.

### Example: BBC Bitesize/KS3

22/07/20 Pronouncing words in German

10 mins 10/10

# 5b



- BBC Bitesize/KS3/German <https://www.bbc.co.uk/bitesize/subjects/zcj2tfr>

**Grammar >**

- [How to use genders and articles in German](#)
- [How to use the verb 'to be' in German](#)
- [How to use the verb 'to have' in German](#)
- [The present tense: How to talk about what you do in German](#)
- [The perfect tense: How to talk about the past in German](#)
- [How to use the infinitive and other verbs in German](#)
- [Word order in German](#)
- [Adjectives in German](#)



# 5c

KS3

## German

Part of Modern Foreign Languages



Danke!

- BBC Bitesize/KS3/German <https://www.bbc.co.uk/bitesize/subjects/zcj2tfr>

### Everyday language >

[Berlin Beats - Pronunciation](#)

[Berlin Beats - Genders: der, die or das?](#)

[Berlin Beats - Expressing opinions](#)

[Berlin Beats - Asking questions](#)

[Berlin Beats - Using adjectives and conjunctions](#)

[Berlin Beats - Inverting verbs and word order](#)

[Berlin Beats - The verb 'sein' \(to be\)](#)

[Berlin Beats - The verb 'haben' \(to have\)](#)

[Berlin Beats - Conjugating regular verbs](#)

[Berlin Beats - The perfect tense](#)

# Extra optional activities:

Do the same for BBC Bitesize/GCSE as above

Go on to languages online and revise or practise anything of your choice but as for BBC Bitesize keep a log at the back of your book

<https://languagesonline.org.uk/Hotpotatoes/index.html>

# EXTRA OPTIONAL ACTIVITIES:

Research and write up any area of interest to do with Germanic culture – It can be handwritten in your folder or typed up onto a document or PowerPoint. However, ensure that you do not copy and paste information!! You must use your own words where relevant. Here are some ideas for you –

A town in Germany, Austria, Liechtenstein, Switzerland or Namibia.

A famous person from one of the above e.g., a political figure (not Hitler please), a composer, a sports person, a film star, a singer, an inventor, a writer (Brüder Grimm, Goethe, Schiller, Michael Ende, Erich Kästner) a fictional character e.g., Wilhelm Tell, Heidi, Struwwelpeter, Siegfried and Brunhilde

Typical dishes and/or recipes from the above countries – can you try to make something at home that is typically German, Austrian or Swiss?

Historical events/key historical people – e.g., Der Tag der Deutscher Einheit (the day of German unity) The Hapsburg Empire, Otto von Bismarck, Martin Luthor (15<sup>th</sup> century Germany – don't confuse with Martin Luthor King!!)